



Floor Drain Installation Made Easy by Zurn!

**No more floor drains floating, tilting, or falling over during the installation process!
Eliminate frustration and save valuable time with the new Zurn Floor Drain Installation Stabilizer.**



Introducing Another Innovative Product In Our Contractor Series

The Zurn Floor Drain Installation Stabilizer Plate (Z1035 and Z1036) is a unique support assembly designed to secure a drain in place and provide rigidity, adjustment, and strength during the drain installation process.

The objective of the stabilizer assembly is to allow you to pre-assemble the drain to a known rough-in height away from the job if desired.* You can then quickly and easily place and level the drain in the exact spot on the job saving valuable time and labor costs.

What does the stabilizer assembly do for you?

- Secures the drain to the deck prior to the pour. The stabilizer assembly will prevent the drain from tipping or being knocked out of position.
- Allows for height and level adjustments to meet the finished floor.
- Can support reasonable excess weight placed on the drain prior to the pour.
- Creates an open pocket on the underside of the plate/assembly allowing for attachment of the waste line piping after the concrete pour.

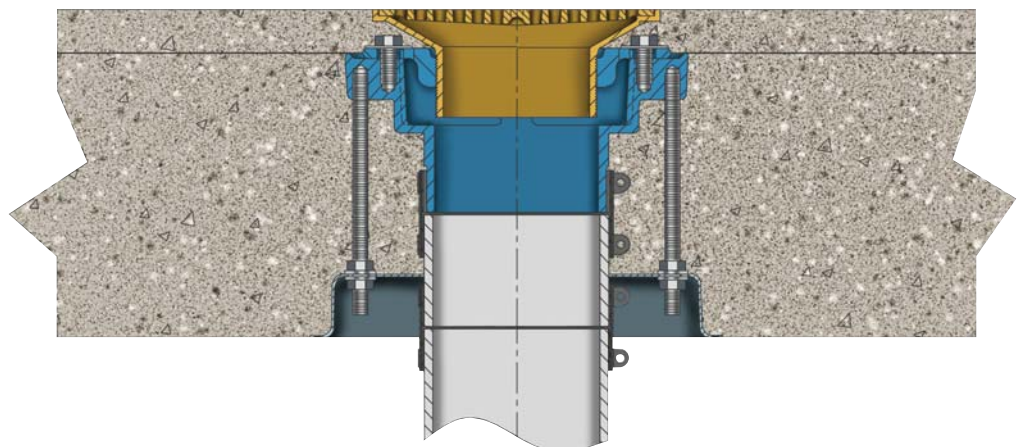
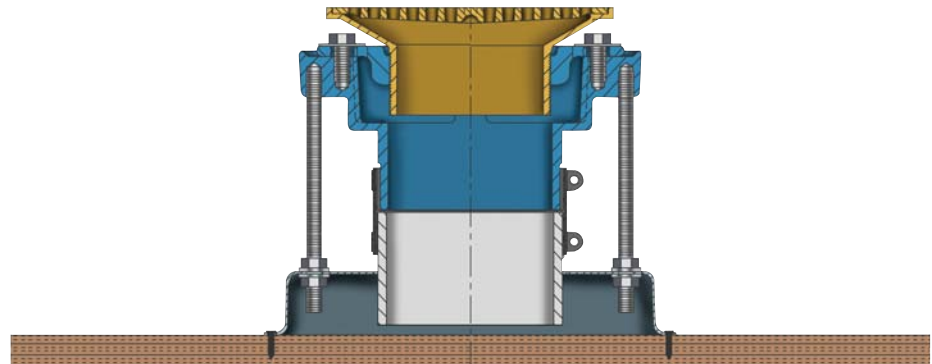
There are two sizes of stabilizer assemblies, constructed from galvanized steel adaptable to 8-3/8", 12", and 15" diameter floor drains with 2", 3", and 4" No-Hub and Neo-Lock (push-on) outlets.

**Can be field installed as well.*

Z1035



Z1036

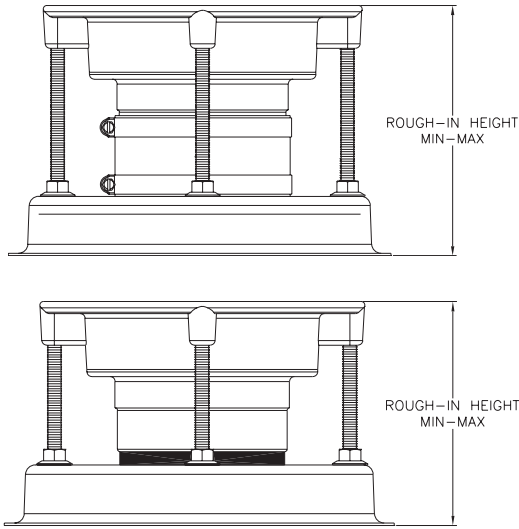


Member of



Zurn Floor Drain Installation Stabilizer – Engineering Specifications

The Zurn Floor Drain Installation Stabilizer is a unique support plate designed to secure a drain in place and provide adjustment, rigidity, and strength during the drain installation process.



The Zurn Floor Drain Installation Stabilizer is designed to be used with the following Zurn floor drains:

8-3/8" [213 mm] Diameter Floor Drain

Rough-In Height (No-Hub) Inches [mm]		Rough-In Height (Neo-Loc) Inches [mm]	
Min.	Max.	Min.	Max.
6-1/2 [165]	13-1/2 [343]	5-5/8 [143]	13-1/2 [343]

For use with Zurn Z315, Z415 Series, Z556.

12" [305 mm] Diameter Floor Drain

Rough-In Height (No-Hub) Inches [mm]		Rough-In Height (Neo-Loc) Inches [mm]	
Min.	Max.	Min.	Max.
7-3/8 [187]	13-1/2 [343]	5-1/2 [140]	13-1/2 [343]

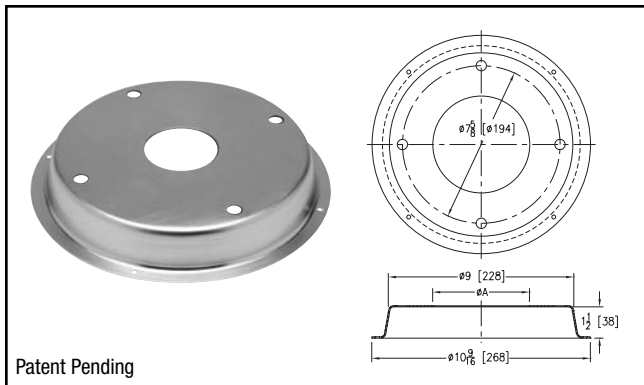
For use with Zurn Z508, Z533, Z550, Z554, Z609, Z679.

15" [381 mm] Diameter Floor Drain

Rough-In Height (No-Hub) Inches [mm]		Rough-In Height (Neo-Loc) Inches [mm]	
Min.	Max.	Min.	Max.
7-7/8 [200]	13-1/2 [343]	6-1/2 [165]	13-1/2 [343]

For use with Zurn Z505, Z532, Z534, Z536, Z537, Z540, Z541, Z545, Z610.

Z1035 Floor Drain Stabilizer

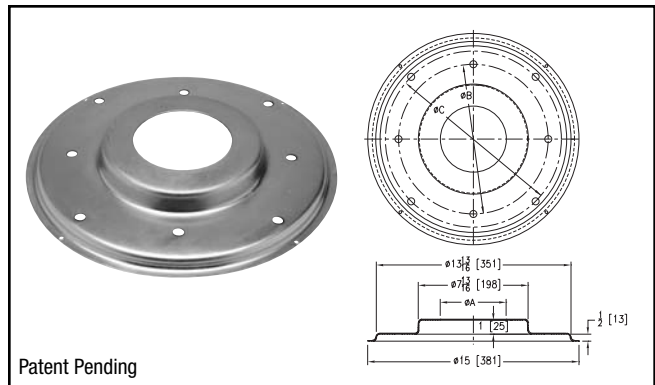


Model Number	Pipe Size Inches [mm]	A Diameter Inches [mm]
Z1035-2	2 [51]	2-9/16 [65]
Z1035-3	3 [76]	3-11/16 [94]
Z1035-4	4 [102]	4-11/16 [119]

ENGINEERING SPECIFICATION: ZURN Z1035 Drain Installation Stabilizer. #16 gage galvanized steel plate with variable pipe opening, four support stud holes, and four nail holes. Complete with hardware bag containing four 3/8-16 x 12 long studs and eight 3/8-16 flange locknuts.

Note: 7-5/8" [193 mm] diameter stud holes are used to accommodate 8-3/8" [213 mm] diameter drain body. (To be used with No-Hub and Neo-Loc outlet connections only.)

Z1036 Floor Drain Stabilizer



Model Number	Dimensions in Inches [mm]			
	Pipe Size	A	B	C
Z1036-2	2 [51]	2-9/16 [65]	10-5/8 [270]	12-1/2 [318]
Z1036-3	3 [76]	3-11/16 [94]	10-5/8 [270]	12-1/2 [318]
Z1036-4	4 [102]	4-11/16 [119]	10-5/8 [270]	12-1/2 [318]

ENGINEERING SPECIFICATION: ZURN Z1036 Drain Installation Stabilizer. #16 gage galvanized steel plate with variable pipe opening, eight support stud holes, and four nail holes. Complete with hardware bag containing four 3/8-16 x 12 long studs and eight 3/8-16 flange locknuts.

Note: 'B' diameter stud holes are used to accommodate 12" [305 mm] diameter drain body. 'C' diameter stud holes are used to accommodate 15" [381 mm] diameter drain body. (To be used with No-Hub and Neo-Loc outlet connections only.)



ZURN INDUSTRIES, LLC SPECIFICATION DRAINAGE OPERATION

1801 PITTSBURGH AVENUE • ERIE, PA 16502-1916 • PHONE: 814/455-0921 • FAX: 814/875-1402 • WEBSITE: www.zurn.com

In Canada: **ZURN INDUSTRIES LIMITED**

3544 NASHUA DRIVE • MISSISSAUGA, ONTARIO L4V 1L2 • PHONE: 905/405-8272 • FAX: 905/405-1292