


SPECIFICATION SUBMITTAL SHEET



FEATURES

Sizes: 3/4" 1" 1-1/4" 1-1/2" 2"

Maximum working water pressure 175 PSI
 Maximum working water temperature 180°F
 Hydrostatic test pressure 350 PSI
 End connections Threaded ANSI B1.20.1

OPTIONS

(Suffixes can be combined)

- with full port QT ball valves (standard)
- L - less ball valves
- U - with union ball valves
- S - with bronze "Y" type strainer
- TCU - with test cocks "vertical" up
- V - with union swivel elbows (3/4" & 1")
- OSY - with OS & Y gate valves
- FDC - with fire hydrant connection (2" only)
- FT - with integral male 45° flare SAE test fitting

ACCESSORIES

- Repair kit (rubber only)
- Thermal expansion tank (Model WXTP)
- QT-SET Quick Test Fitting Set
- Test Cock Lock (Model TCL24)

APPLICATION

Designed for installation on potable water lines to protect against both backsiphonage and backpressure of polluted water into the potable water supply. Assembly shall provide protection where a potential health hazard does not exist.

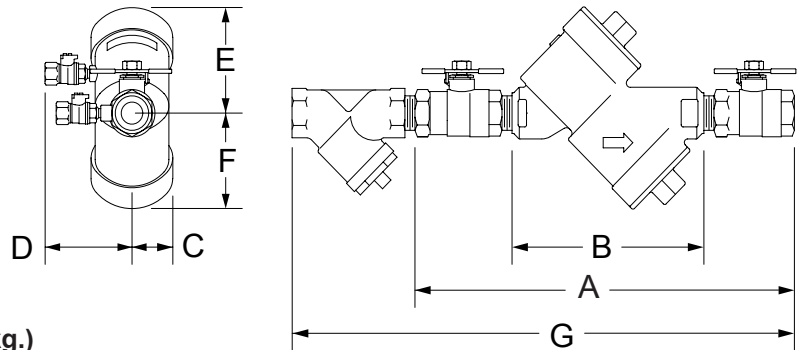
STANDARDS COMPLIANCE

(All sizes approved horizontal. Vertical approvals as listed below.)

- ASSE® Listed 1015 (vertical 3/4", 1 1/4", 1 1/2" & 2")
- IAPMO® Listed (vertical 1 1/4"-2")
- CSA® Listed (vertical 3/4", 1 1/4", 1 1/2" & 2")
- AWWA Compliant C510 (vertical 3/4")
- UL® Classified (less shut-off valves only)
- C-UL® Classified (less shut-off valves only)
- Approved by the Foundation for Cross Connection Control and Hydraulic Research at the University of Southern California (vertical 3/4")
- City of Los Angeles Approved (vertical 1-1/4"-2")
- NYC MEA 426-89-M VOL 3

MATERIALS

Main valve body Cast Bronze ASTM B 584
 Access covers Cast Bronze ASTM B 584
 Internals Stainless Steel, 300 Series
 Elastomers Silicone (FDA approved)
 Buna Nitrile (FDA approved)
 Polymers Noryl™, NSF Listed
 Springs Stainless steel, 300 series



DIMENSIONS & WEIGHTS (do not include pkg.)

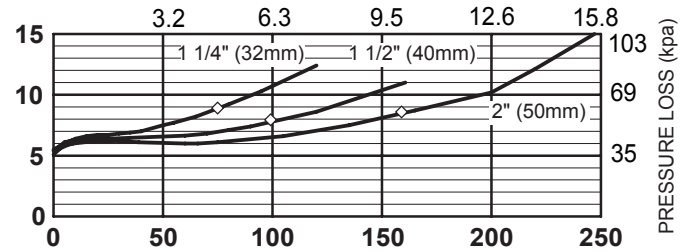
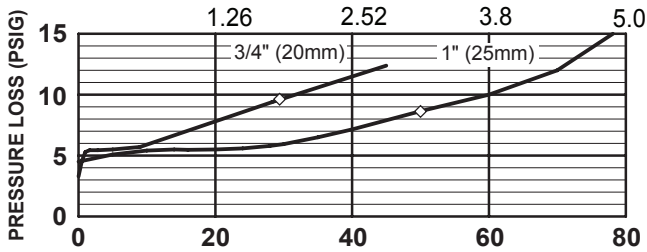
MODEL SIZE	DIMENSIONS (approximate)																WEIGHT				
	A		A UNION BALL VALVES		B LESS BALL VALVES		C		D		E		F		G		LESS BALL VALVES		WITH BALL VALVES		
	in.	mm	in.	mm	in.	mm	in.	mm	in.	mm	in.	mm	in.	mm	in.	mm	lbs	kg	lbs.	kg	
3/4	20	11 1/4	286	12 1/2	318	7	178	1 1/2	38	3	76	3 1/2	89	3	76	15	381	5	2.3	7	3.2
1	25	12 1/4	311	13 7/8	353	7	178	1 1/2	38	3	76	3 1/2	89	3	76	17 3/4	451	8	3.6	12	5.4
1 1/4	32	15 1/2	419	18 1/2	470	10 9/16	268	2	51	3 1/2	89	4 1/2	114	4 1/2	114	21 1/2	546	16	7.3	22	10
1 1/2	40	17 1/8	435	19 1/8	486	10 9/16	268	2	51	3 1/2	89	4 1/2	114	4 1/2	114	22 3/4	578	16	7.3	22	10
2	50	18 1/4	460	20	508	10 9/16	268	2	51	3 1/2	89	4 1/2	114	4 1/2	114	25 1/8	638	16	7.3	28	12.7

DOCUMENT #: BF-950XL REVISION: 1/12

FLOW CHARACTERISTICS

MODEL 950XL 3/4", 1", 1 1/4", 1 1/2" & 2" (STANDARD & METRIC)

FLOW RATES (l/s)



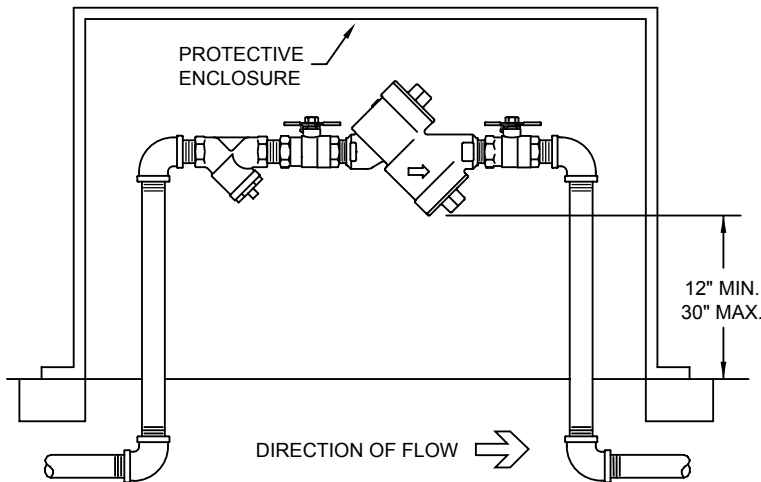
FLOW RATES (GPM)

◇ Rated Flow (Established by approval agencies)

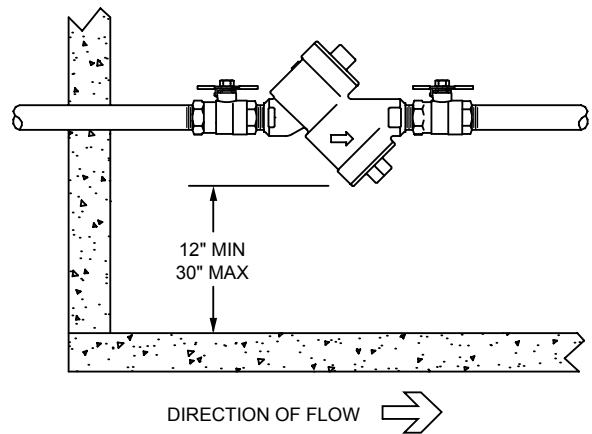
TYPICAL INSTALLATION

Local codes shall govern installation requirements. To be installed in accordance with the manufacturer's instructions and the latest edition of the Uniform Plumbing Code. Unless otherwise specified, the assembly shall be mounted at a minimum of 12" (305mm) and a maximum of 30" (762mm) above adequate drains with sufficient side clearance for testing and maintenance. The installation shall be made so that no part of the unit can be submerged.

Capacity thru Schedule 40 Pipe				
Pipe size	5 ft/sec	7.5 ft/sec	10 ft/sec	15 ft/sec
1/8"	1	1	2	3
1/4"	2	2	3	5
3/8"	3	4	6	9
1/2"	5	7	9	14
3/4"	8	12	17	25
1"	13	20	27	40
1 1/4"	23	35	47	70
1 1/2"	32	48	63	95
2"	52	78	105	167



OUTDOOR INSTALLATION



INDOOR INSTALLATION

SPECIFICATIONS

The Double Check Valve Backflow Preventer shall be ASSE® Listed 1015 approved, and supplied with full port ball valves. The main body and access covers shall be bronze (ASTM B 584), the seat rings and all internal polymers shall be NSF® Listed Noryl™ and the seat disc elastomers shall be silicone. The first and second checks shall be accessible for maintenance without removing the device from the line. The Double Check Valve Backflow Preventer shall be a WILKINS Model 950XL.